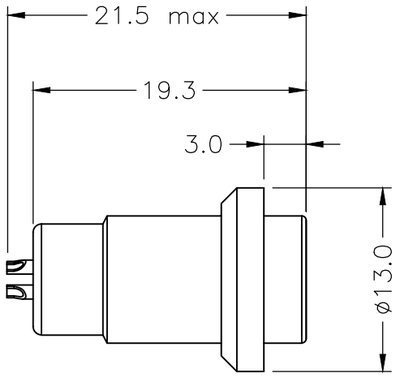

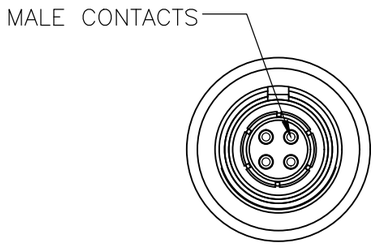

0B METAL CIRCULAR ASSEMBLY P/N DESCRIPTION :

0B S FZ X X XX X 00C
① ② ③ ④

① Insert
P=PEEK
1=PPS

② Plating
2=High Gold
A=Gold flash

③ Number of contacts
02=2Pin
⋮
09=9Pin

④ Keying

G= 0°	D=135°	K= 70°
A= 30°	E=145°	L= 80°
B= 60°	F=155°	M=110°
C= 90°	J= 45°	

NOTE:

1. MATERIAL:

1.1.OUTER SHELL: STAINLESS STEEL
OTHER METALLIC COMPONENTS Ni PLATING

1.2.INSERT: THERMOPLASTIC,UL94V–0

1.3.CENTER CONTACT : COPPER ALLOY,Au PLATING

2.NUMBER OF CONTACT : 2 TO 9 POSITION

3.RoHS DIRECTIVE COMPLIANCE

REV.	REVISION DESCRIPTION	ECR/ECN NO.	DATE

THIRD ANGLE PROJECTION

UNITS ■ mm □ INCH

ANGLES 0 PLC ± 3
1 PLC ± 2

TOLERANCES UNLESS OTHERWISE SPECIFIED
0 PLC ± 1.00
1 PLC ± 0.50
2 PLC ± 0.25
3 PLC ±
4 PLC ±

APPROVED BY	JACK	DATE	2025–2–25
CHECKED BY	CHARLES	DATE	2025–2–25
DRAWN BY	ANDY	DATE	2025–2–25

CIRCON®
Dongguan Circon Technology Co.,Ltd.

TITLE: 0B METAL CIRCULAR CONNECTOR
FIXED SOCKET/MALE CONTACTS/VACUUMTIGHT

C	DRAWING NO.	A–M–615	REV. A0
	PART NO.	0BSFZXXXXX00C	

SIZE: A3 | SCALE: 1:1 | SHEET: 1 OF 2

KEYING ANGLES (RECEPTACLE FRONT VIEW):

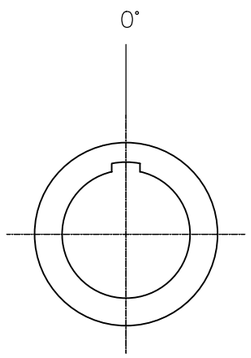

G

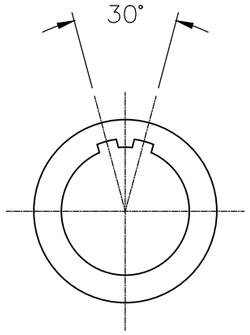

A

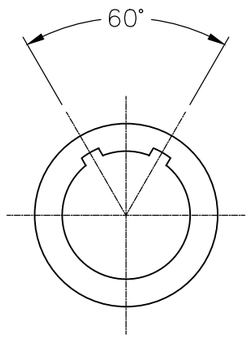

B

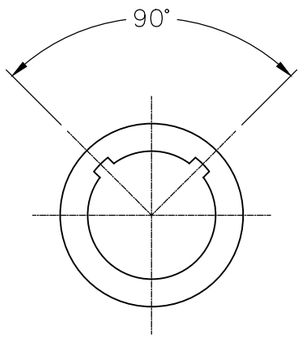

C

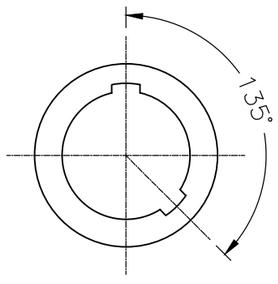

D

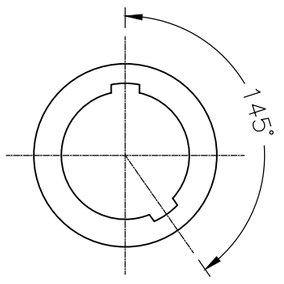

E

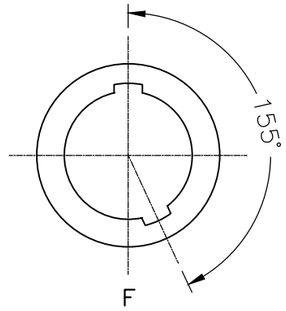

F

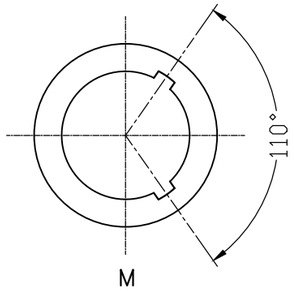

M

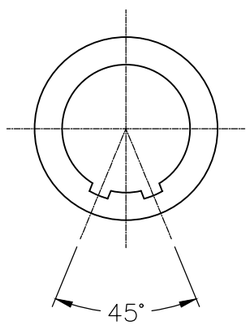

J

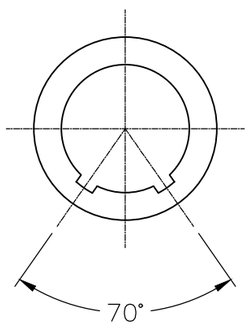

K

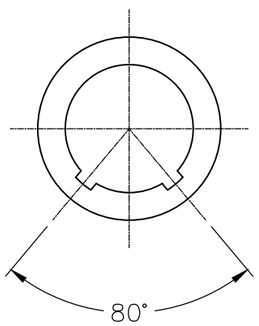

L

VIEW FROM TERMINATION SIDE PIN PART

02 PIN

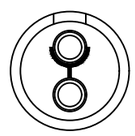

03 PIN



04 PIN



05 PIN



06 PIN

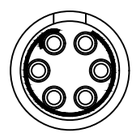

07 PIN



9 PIN



THIRD ANGLE PROJECTION		TOLERANCES UNLESS OTHERWISE SPECIFIED	
UNITS ■ mm □ INCH		0 PLC ± 1.00 1 PLC ± 0.50 2 PLC ± 0.25 3 PLC ± 4 PLC ±	
ANGLES 0 PLC ± 3 1 PLC ± 2			
APPROVED BY	JACK	DATE	2025-2-25
CHECKED BY	CHARLES	DATE	2025-2-25
DRAWN BY	ANDY	DATE	2025-2-25

Dongguan Circon Technology Co.,Ltd.

TITLE: 0B METAL CIRCULAR CONNECTOR
FIXED SOCKET/MALE CONTACTS/VACUUMTIGHT

C	DRAWING NO.	A-M-615	REV. A0
	PART NO.	0BSFZXXXXX00C	

SIZE: A3 | SCALE: 1:1 | SHEET: 2 OF 2

REV.	REVISION DESCRIPTION	ECR/ECN NO.	DATE