2T METAL CIRCULAR ASSEMBLY P/N DESCRIPTION :

2T A M1 X X XX X XX A
① ② ③ ④ ⑤

① Insert
P=PEEK
1=PPS

② Plating
2=High Gold
A=Gold flash

③ Number of contacts
02=2Pin
⋮
32=32Pin

④ Keying
G= 0°
A= 30°
D=135°
L= 80°
J= 45°

⑤ Cable collet
15=1.5mm (Cable⌀1.3~1.5mm)
20=2.0mm (Cable⌀1.6~2.0mm)
25=2.5mm (Cable⌀2.1~2.5mm)
30=3.0mm (Cable⌀2.6~3.0mm)
35=3.5mm (Cable⌀3.1~3.5mm)
40=4.0mm (Cable⌀3.6~4.0mm)
45=4.5mm (Cable⌀4.1~4.5mm)
50=5.0mm (Cable⌀4.6~5.0mm)
55=5.5mm (Cable⌀5.1~5.5mm)
60=6.0mm (Cable⌀5.6~6.0mm)
65=6.5mm (Cable⌀6.1~6.5mm)
70=7.0mm (Cable⌀6.6~7.0mm)
75=7.5mm (Cable⌀7.1~7.5mm)
80=8.0mm (Cable⌀7.6~8.0mm)
85=8.5mm (Cable⌀8.1~8.5mm)

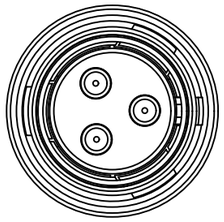

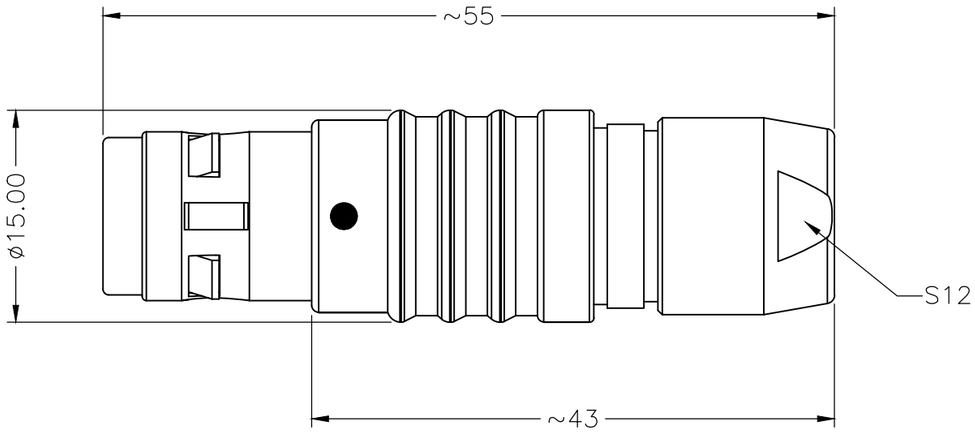

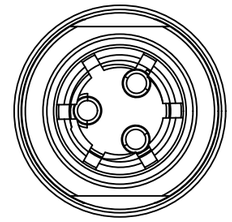

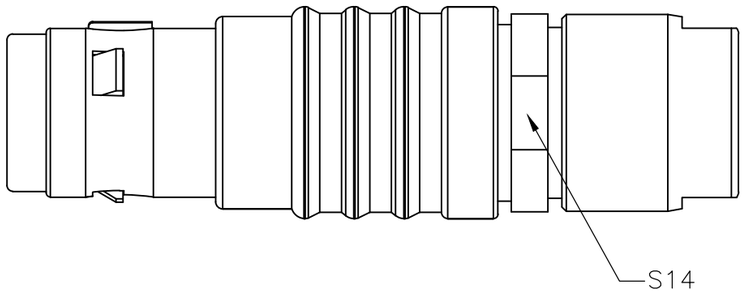

NOTE:

1. MATERIAL:

1.1.SHELL ASSEMBLY: COPPER ALLOY,OUTER SHELL AND COLLET NUT Cr PLATING, OTHER METALLIC COMPONENTS Ni PLATING

1.2.INSERT: THERMOPLASTIC,UL94V-0

1.3.CENTER CONTACT : COPPER ALLOY,Au PLATING

1.4.GASKET : ELASTOMER

2.NUMBER OF CONTACT : 2 TO 32 POSITION

3.RoHS DIRECTIVE COMPLIANCE

THIRD ANGLE PROJECTION	TOLERANCES UNLESS OTHERWISE SPECIFIED	Dongguan Circon Technology Co.,Ltd.	
UNITS ■ mm □ INCH	0 PLC ± 1.00 1 PLC ± 0.50 2 PLC ± 0.25 3 PLC ± 4 PLC ±	TITLE: 2T METAL CIRCULAR CONNECTOR STRAIGHT PLUGS	
ANGLES 0 PLC ± 3 1 PLC ± 2		C	DRAWING NO. A-M-135 / PART NO. 2TAM1XXXXXXXA / REV. A1
APPROVED BY JACK	DATE 2024-1-4		
CHECKED BY CHARLES	DATE 2024-1-4		
DRAWN BY ANDY	DATE 2024-1-4	SIZE: A3	SCALE: 1:1 / SHEET: 1 OF 2

REV.	REVISION DESCRIPTION	ECR/ECN NO.	DATE

VIEW FROM TERMINATION SIDE PIN PART

2 POS.

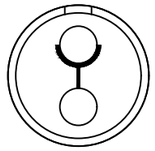

3 POS.



4 POS.

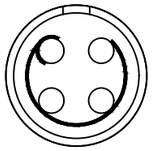

5 POS.

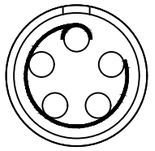

6 POS.

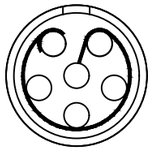

7 POS.

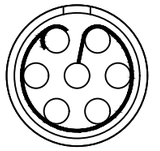

8 POS.

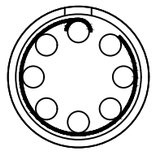

10 POS.



12 POS.



14 POS.



16 POS.



18 POS.

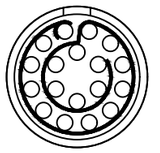

KEYING (PLUG FRONT VIEW):

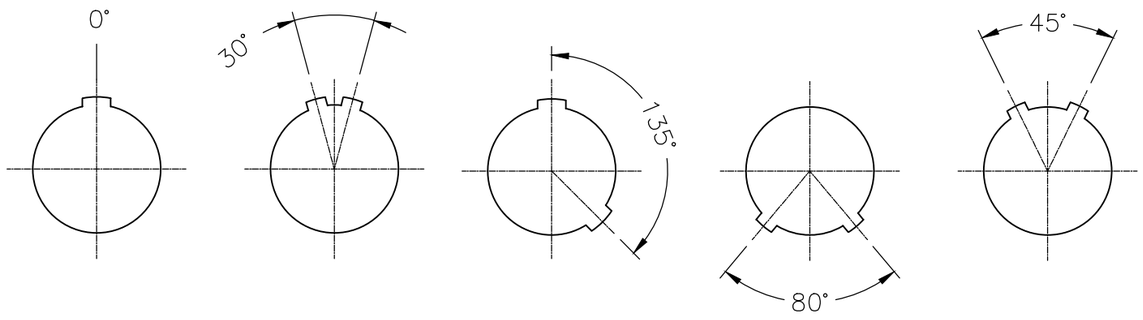

19 POS.

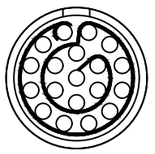

26 POS.

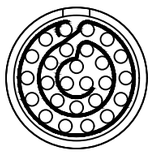

32 POS.

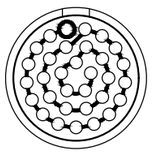

REV.	REVISION DESCRIPTION	ECR/ECN NO.	DATE

THIRD ANGLE PROJECTION

UNITS ■ mm □ INCH

ANGLES 0 PLC ± 3
1 PLC ± 2

TOLERANCES UNLESS OTHERWISE SPECIFIED

0 PLC ± 1.00
1 PLC ± 0.50
2 PLC ± 0.25
3 PLC ±
4 PLC ±

APPROVED BY	JACK	DATE	2024-1-4
CHECKED BY	CHARLES	DATE	2024-1-4
DRAWN BY	ANDY	DATE	2024-1-4

CIRCON®

Dongguan Circon Technology Co.,Ltd.

TITLE: 2T METAL CIRCULAR CONNECTOR STRAIGHT PLUGS

C	DRAWING NO.	A-M-135	REV. A1
	PART NO.	2TAM1XXXXXXXA	

SIZE: A3 | SCALE: 1:1 | SHEET: 2 OF 2